



ULTIMAXX 900 with double disc drive

Preparation


- 1




Unplug machine when batteries are fully charged
- 2




Open lid of machine
- 3




Fill tank with water
- 4




Dose chemicals manually
- 5




Or with using IntelliDose +
- 6



Place the brush / pad drive
- 7



Connect the hose to the squeegee
- 8



Lower brush units by using the manual lever (by foot)

Operation

- 9



And lower the squeegee
- 10



Adjust handle for perfect working position
- 11



Start machine by pushing the key
- 12




Start water, vacuum motor and choose water level

Maintenance

- 13



Pull levers to start cleaning
- 14



Lift brush unit
- 15



Lift squeegee
- 16



Empty the tank
- 17




Remove squeegee and rinse with water
- 18



Check filter and rinse with water
- 19



Remove brush / pad drive
- 20




Remove filter
- 21



Empty filter and rinse with water
- 22



Check filter and rinse with water
- 23



Store machine with open lid
- 24



Plug machine in if needed

ATTENTION!

Do not use the machine before you have read and understood the operating instructions!
Questions: 1-800-558-2332